

## NP SERIES - NP 10-6

### Reliability is your Security

Utilizing the latest advance design Oxygen Recombination Technology, Yuasa have applied their 80 years experience in the lead acid battery field to produce the optimum design of Sealed Lead Acid batteries.

#### FEATURES

- Superb recovery from deep discharge.
- Electrolyte suspension system.
- Gas Recombination.
- Multipurpose: Float or Cyclic use.
- Usable in any orientation.
- Superior energy density.
- Lead calcium grids for extended life.
- Manufactured World wide.
- Application specific designs.

#### Technical Features

##### Sealed Construction

Yuasa's unique construction and sealing technique ensures no electrolyte leakage from case or terminals.

##### Electrolyte Suspension System

All NP batteries utilize Yuasa's unique electrolyte suspension system incorporating a microfine glass mat to retain the maximum amount of electrolyte in the cells. The electrolyte is retained in the separator material and there is no free electrolyte to escape from the cells. No gels or other contaminants are added.

##### Control of Gas Generation

The design of Yuasa's NP batteries incorporates the very latest oxygen recombination technology to effectively control the generation of gas during normal use.

##### Low Maintenance Operation

Due to the perfectly sealed construction and the recombination of gasses within the cell, the battery is almost maintenance free.

#### Terminals



#### Terminals

NP batteries are manufactured using a range of terminals which vary in size and type. Please refer to details as shown.

#### Operation in any Orientation

The combination of sealed construction and Yuasa's unique electrolyte suspension system allows operation in any orientation, with no loss of performance or fear of electrolyte leakage.

#### Valve Regulated Design

The batteries are equipped with a simple, safe, low pressure venting system which releases excess gas and automatically reseals should there be a build up of gas within the battery due to severe overcharge. Note. On no account should the battery be charged in a sealed container.

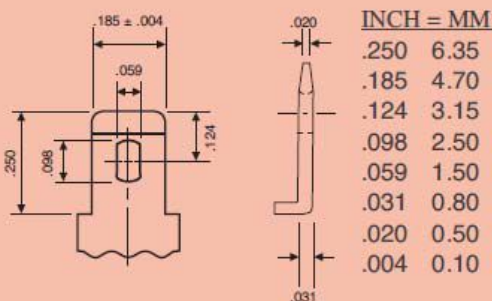
#### General Specifications

Nominal Capacity (Ah)	NP10-6
20hr to 1.75vpc 30°C	10
1 0hr to 1.75vpc 20°C	9.2
5hr to 1.70vpc 20°C	8.5
1hr to 1.60vpc 20°C	6
Voltage	6
Energy Density (Wh.L.20hr)	85
Specific Energy (Wh.kg.20hr)	30
Int. Resistance (m.Ohms)	8
Maximum discharge (A)	40/75
Short Circuit current (A)	300
<b>Dimensions (mm)</b>	
Length	151
Width	50
Height overall	97.5
Weight (Kg)	1.93
Terminal	A/D
Layout	1
Terminal Torque Nm	-

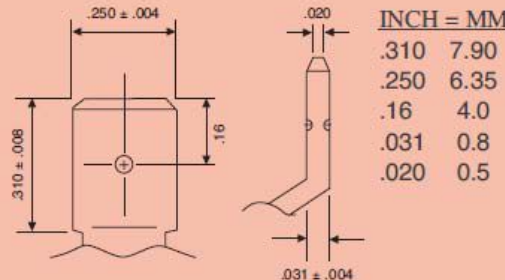
#### Layout



##### Faston tab: 187 A



##### Faston tab: 250 D



## NP SERIES - NP 10-6

### Lead Calcium Grids

The heavy duty lead calcium alloy grids provide an extra margin of performance and life in both cyclic and float applications and give unparalleled recovery from deep discharge.

### Long Cycle Service Life

Depending upon the average depth of discharge, over a thousand discharge/charge cycles can be expected.

### Float Service Life

The expected service life is five years in float standby applications.

### Separators

The use of the special separator material provides a very efficient insulation between plates preventing inter-plate short circuits and prohibiting the shedding of active materials.

### Long shelf Life

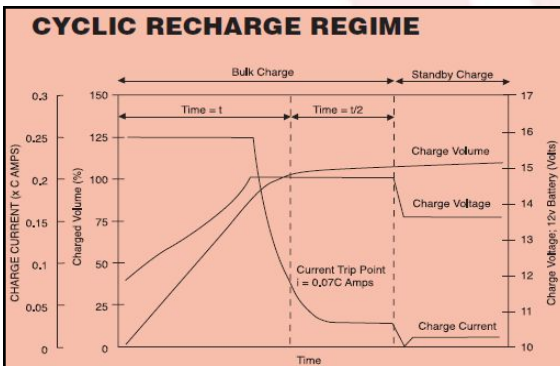
The extremely low self discharge rate allows the battery to be stored for extended periods up to one year at normal ambient temperatures with no permanent loss of capacity.

### Operating Temperature Range

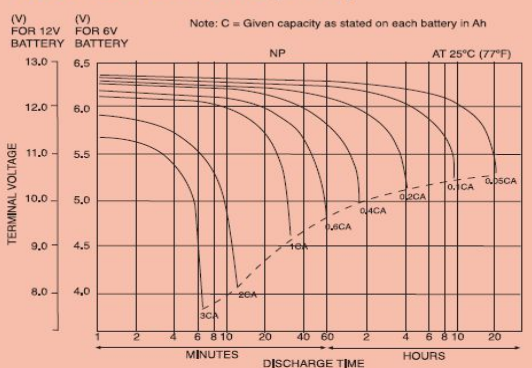
The batteries can be used over a broad temperature range permitting considerable flexibility in system design and location.

- Charge – 15°C to 50°C
- Discharge – 20°C to 60°C
- Storage – 20°C to 50°C (fully charged battery)

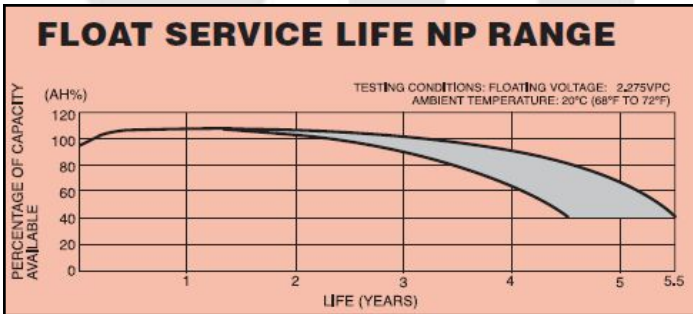
### CYCLIC RECHARGE REGIME



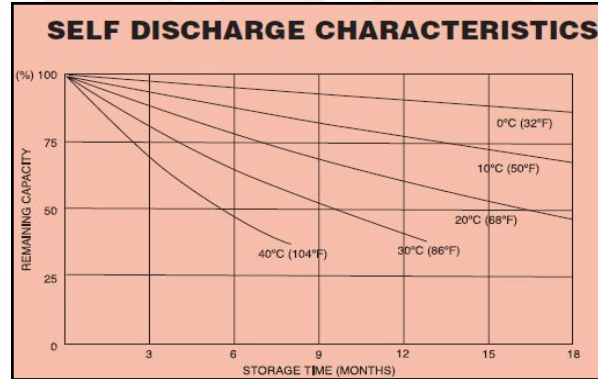
### NP DISCHARGE CHARACTERISTICS CURVES AT 25°C (77°F)



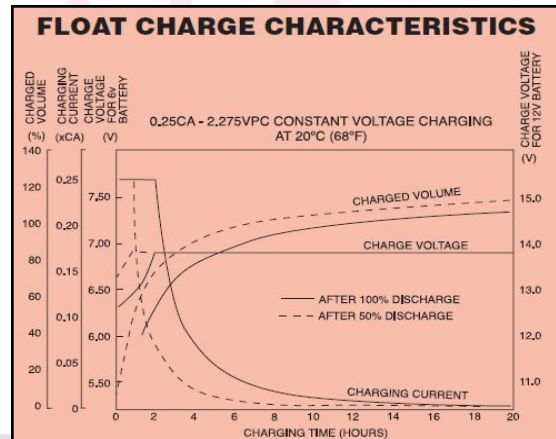
### FLOAT SERVICE LIFE NP RANGE



### SELF DISCHARGE CHARACTERISTICS



### FLOAT CHARGE CHARACTERISTICS



### TYPICAL DISCHARGE CHARACTERISTICS NP RANGE

#### CYCLE SERVICE LIFE IN RELATION TO DEPTH OF DISCHARGE

TESTING CONDITIONS: DISCHARGE CURRENT: 0.17C Amp. (E.V. 1.7V/CELL)  
CHARGING CURRENT: 0.09C Amp.  
CHARGING VOLUME: 125% OF DISCHARGED CAPACITY  
AMBIENT TEMPERATURE: 20°C TO 25°C (68°F TO 77°F)

